



BROKEN COLUMN
MARCH DIAGRAMS

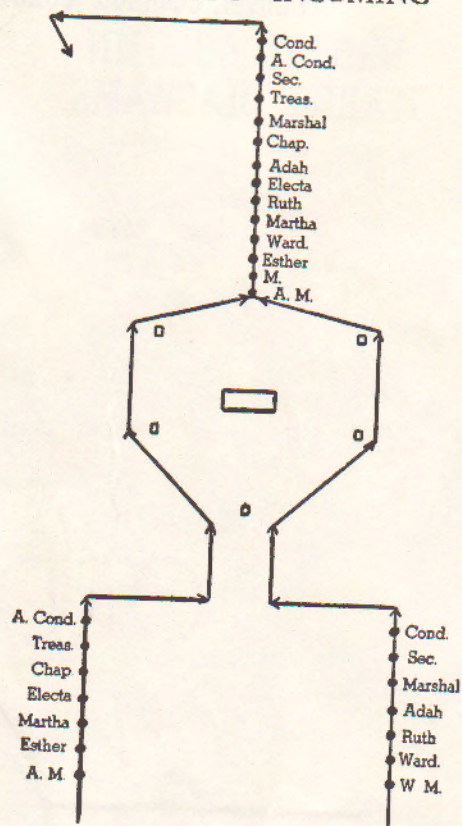
3262E

1.00

GILBERT PUBLISHING COMPANY
BOOKS • MUSIC • JEWELRY • CROWNS • GIFTS
NOVELTIES • SUPPLIES FOR LODGES

15624 Detroit Avenue
Cleveland, Ohio 44107

BROKEN COLUMN DIAGRAM I—INCOMING



BROKEN COLUMN POSITION I—INCOMING

Officers enter Chapter room from West on North and South line of march, led by Conductress and Associate Conductress. Proceed to outline labyrinth and merge march-lines into single march-line by alternating, in turn; i.e.: Conductress, Associate Conductress, Secretary, Treasurer, Marshal, Chaplain, etc. Proceed to east marching line to point of Chaplain's station. Turn left and proceed on diagonal marching line toward Altar.


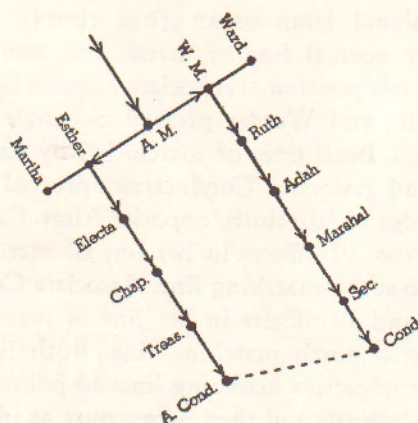
BROKEN COLUMN POSITION II—INCOMING

All officers proceed in single march-line to point indicated on diagram. The Conductress (and all officers in her line of march) turn left, to point indicated; then right to positions indicated on diagram, *except* Warder and Worthy Matron. The Warder and Worthy Matron turn left at point indicated and proceed in straight line to positions indicated to form base of Broken Column. The Associate Conductress (and all officers in her line of march) turn right, to point indicated; then left to positions indicated on diagram, *except* Martha and Esther and Associate Matron. Martha and Esther turn right at point indicated and proceed in straight line to positions indicated to complete base formation. The Associate Matron remains at point indicated; in straight line with Martha, Esther, Worthy Matron and Warder.

While position of officers is maintained, the Worthy Patron repeats the following:

The broken column of tragedies buried deep in the human heart finds strength and hope for future existence in the faith in God to guide and bless.

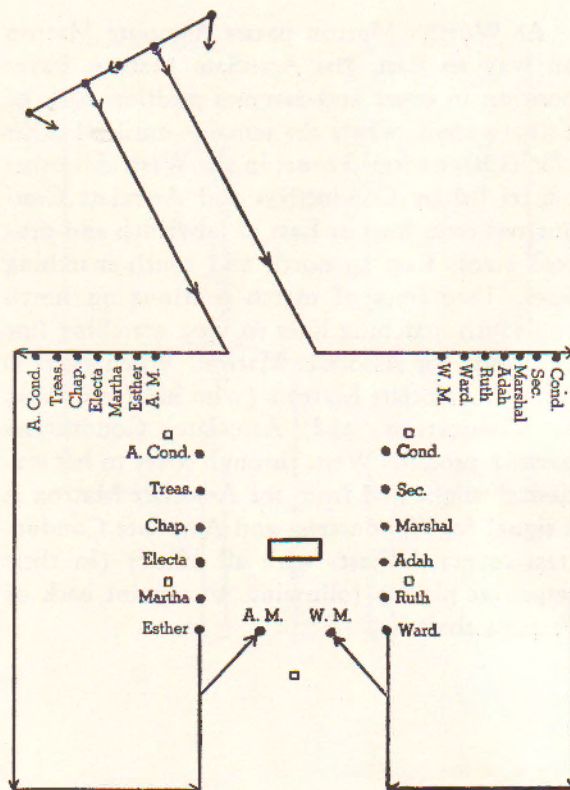
BROKEN COLUMN DIAGRAM III—INCOMING



BROKEN COLUMN POSITION III—INCOMING

Upon signal from organ (one chord) all officers face normal line of march and assume normal march position. (Associate Matron faces left, Martha and Warder proceed on angle to march-line.) Both lines of march, led by Conductress and Associate Conductress, proceed to point on edge of labyrinth, opposite Altar. Conductress (and all officers in her line of march) turn left to south marching line. Associate Conductress (and all officers in her line of march) turn right to north marching line. Both lines proceed on respective marching lines to point on West of labyrinth and then form court as indicated on diagram.

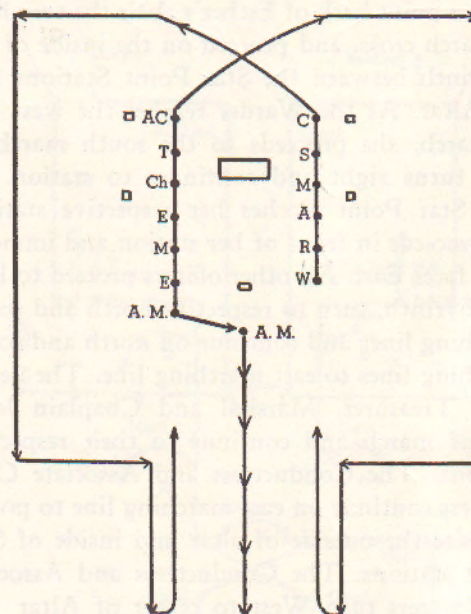
BROKEN COLUMN DIAGRAM II—INCOMING



BROKEN COLUMN POSITION IV—INCOMING

As Worthy Matron passes Associate Matron on way to East, the Associate Matron leaves position in court and assumes position back of Esther's chair, where she remains until all other officers have formed court in the West. All other officers led by Conductress and Associate Conductress cross lines at East of labyrinth and proceed across East to north and south marching lines. Two lines of march continue on north and south marching lines to west marching line and court for Associate Matron. When court is formed, Associate Matron (who has faced West as Conductress and Associate Conductress passed) proceeds West, through court to her station. A slight nod from the Associate Matron is a signal for Conductress and Associate Conductress to march East, with all officers (in their respective places) following, to a point back of Esther's chair.

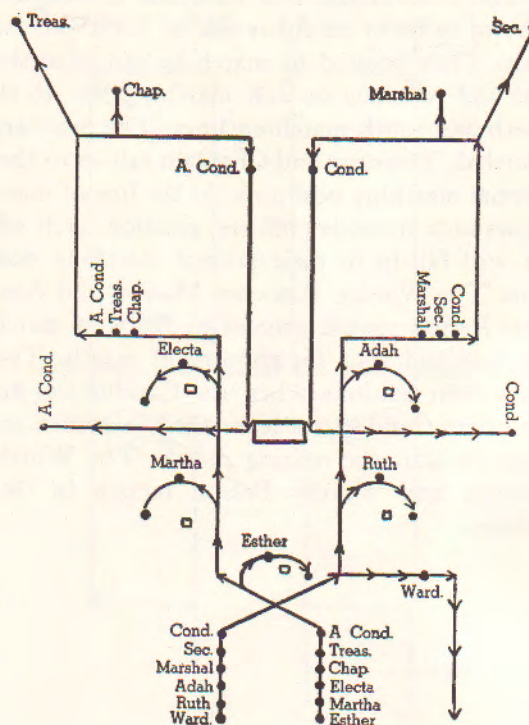
BROKEN COLUMN DIAGRAM IV—INCOMING



BROKEN COLUMN POSITION V—INCOMING

At a point back of Esther's chair the two lines of march cross, and proceed on the inside of the labyrinth between the Star Point Stations and the Altar. As the Warder reaches the west line of march, she proceeds to the south marching line, turns right and continues to station. As each Star Point reaches her respective station, she proceeds in front of her station and immediately faces East. All other officers proceed to East of labyrinth, turn to respective north and south marching lines and continue on north and south marching lines to east marching line. The Secretary, Treasurer, Marshal and Chaplain leave line of march and continue to their respective stations. The Conductress and Associate Conductress continue on east marching line to points opposite the outside of altar and inside of Star Point stations. The Conductress and Associate Conductress turn West to center of Altar (on their respective sides), turn toward their respective stations and proceed to their stations.

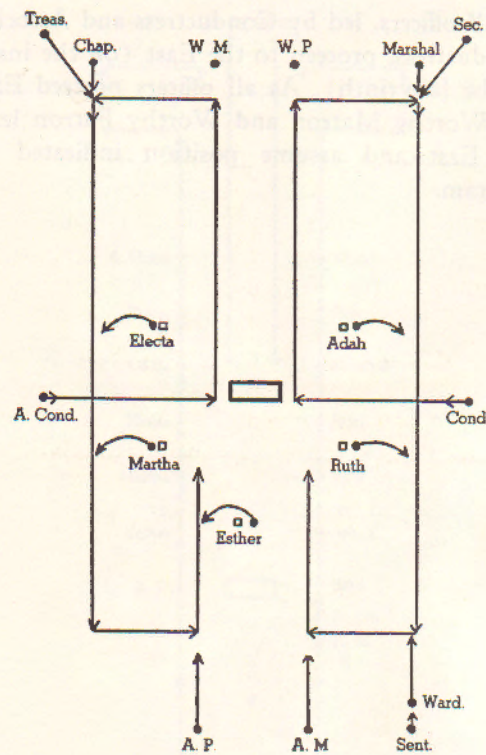
BROKEN COLUMN DIAGRAM V—INCOMING



POSITION I—RETIRING

The Conductress and Associate Conductress proceed to point on either side of Altar and face East. They proceed to march to east marching line and continue on east marching line to the north and south marching lines. The Secretary, Marshal, Treasurer and Chaplain fall-in to their normal marching positions. As the line of march passes each respective officers' position, each officer will fall-in to their normal marching position. The Warder, Associate Matron and Associate Patron should proceed to the west marching line and wait for the line of march. They leave their stations when the Conductress and Associate Conductress leave their respective stations to start the retiring march. The Worthy Matron and Worthy Patron remain in their stations.

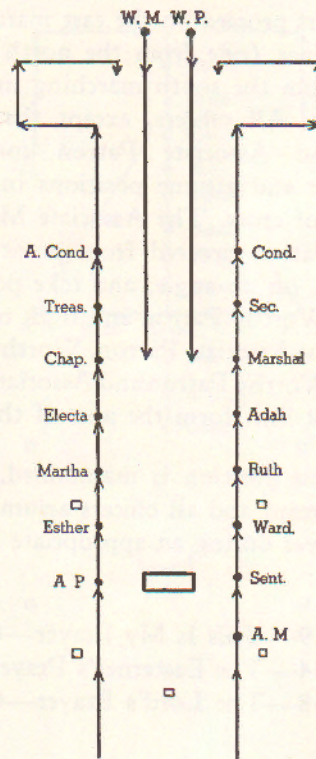
DIAGRAM I—RETIRING



POSITION II—RETIRING

All officers, led by Conductress and Associate Conductress, proceed to the East (on the inside of the labyrinth). As all officers proceed East, the Worthy Matron and Worthy Patron leave the East and assume position indicated on diagram.

DIAGRAM II—RETIRING



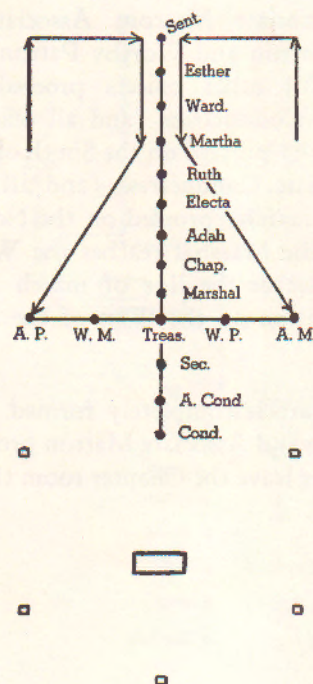
POSITION III—RETIRING

All officers proceed on the east marching line. The two lines (one from the north marching line, one from the south marching line) merge in the East. All officers, except the Associate Matron and Associate Patron continue in straight line and assume positions indicated to form stem of cross. The Associate Matron and Associate Patron proceed from point indicated on diagram, on an angle, and take positions to the left of Worthy Patron and right of Worthy Matron. The Associate Patron, Worthy Matron, Treasurer, Worthy Patron and Associate Matron, in a straight line, form the arm of the cross.

While this position is maintained, the light may be lowered and all officers assume the attitude of prayer during an appropriate solo. Suggested solos:

- No. 4019—This Is My Prayer—63c.
- No. 4044—The Easterner's Prayer—53c.
- No. 4138—The Lord's Prayer—63c.

DIAGRAM III—RETIRING

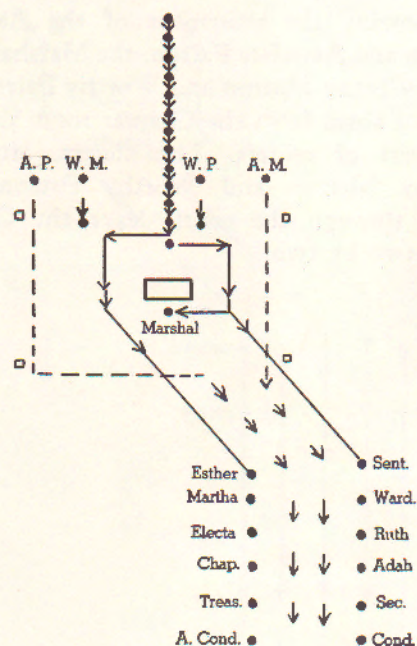


POSITION IV—RETIRING

The Associate Matron, Associate Patron, Worthy Matron and Worthy Patron remain in position. All other officers proceed to form court. The Conductress (and all officers in her line of march) proceed on the South of the Altar. The Associate Conductress (and all officers in her line of march) proceed on the North of the Altar. As the Marshal reaches the West of the Altar she leaves the line of march and maintains a position on the West of the Altar, facing East.

After court is completely formed, the Associate Patron and Associate Matron proceed West, and together leave the Chapter room through the court.

DIAGRAM IV—RETIRING



POSITION V—RETIRING

Following the retirement of the Associate Matron and Associate Patron, the Marshal bows to the Worthy Matron and Worthy Patron and conducts them from the Chapter room through the court of officers. The officers, after the Worthy Matron and Worthy Patron have passed through the court, leave the Chapter room, two by two.

DIAGRAM V—RETIRING

