

March Diagrams



LOWMANS
INCORPORATED

*Eastern Star Ceremonies
and Supplies
"that are Different"*

WILLOUGHBY, OHIO

CIRCLES OF LOVE

Published by
Lowmans, Inc.

10-111

LINE UP OF OFFICERS:

- | | |
|--------------------------|------------------|
| 8. Associate Conductress | 1. Conductress |
| 9. Treasurer | 2. Secretary |
| 10. Chaplain | 3. Marshal |
| 11. Electa | 4. Adah |
| 12. Martha | 5. Ruth |
| 13. Esther | 6. Warder |
| 14. Associate Matron | 7. Worthy Matron |

Conductress (# 1) followed by officers as indicated enter through right door from the preparation room.

At the same time Associate Conductress (# 8) enters from the left door from the preparation room. She is followed by officers as indicated.

Both lines proceed to line of march as shown in Diagram I. It will be necessary to intercept or cross between each other at west side of altar and then again on the east side of altar.

Lines both circle altar once. This allows all seven couples to enter into the labyrinth. As the Warder, W. M., Esther, and A. M. finish circling the altar, they come out of labyrinth and take positions as shown in Diagram III and face west.

The other five couples circle complete again and stop at spots as indicated in Diagram III.

Conductress and Associate Conductress will stop by Electa's station. Treasurer and Secretary will stop at Martha's station. Marshal and Chaplain will be at Esther's; Adah and Esther at Ruth's station; and Ruth and Martha will be at Adah's station.

When all are in proper places, those officers who stopped at Star Point stations start circling points as indicated in Diagram III.

Copyright by Lowmans, Inc. MCMLVIII. All rights reserved. This may not be printed in whole or part without our written permission.

2

DIAGRAM I

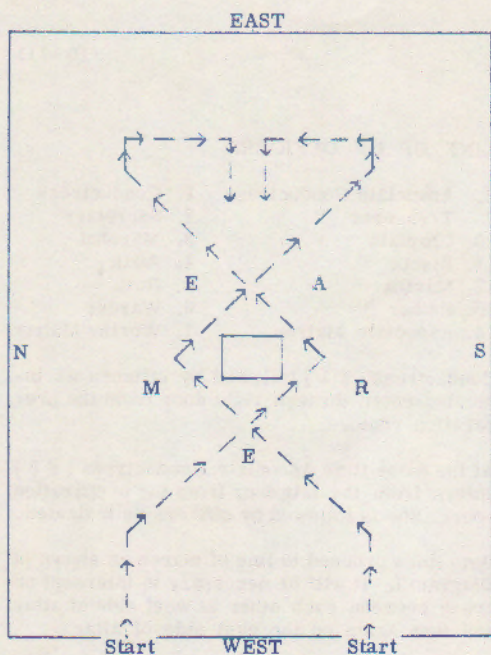
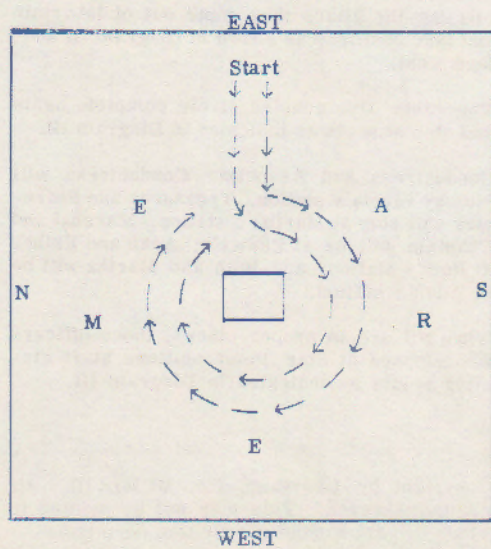


DIAGRAM II



3

DIAGRAM III

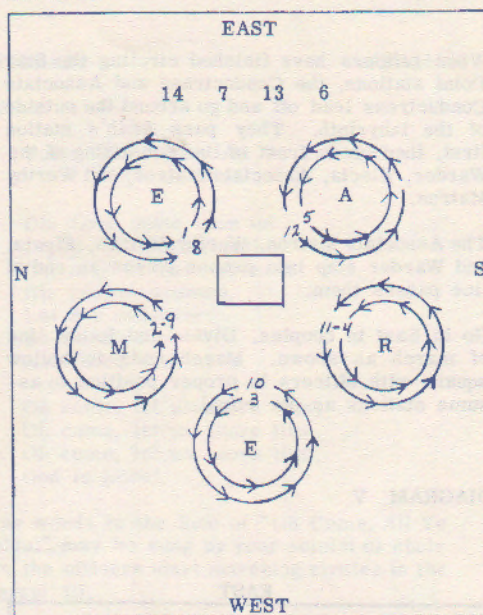
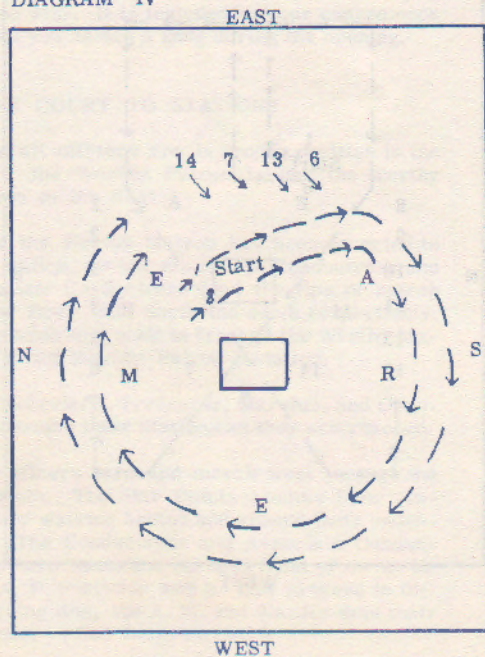


DIAGRAM IV

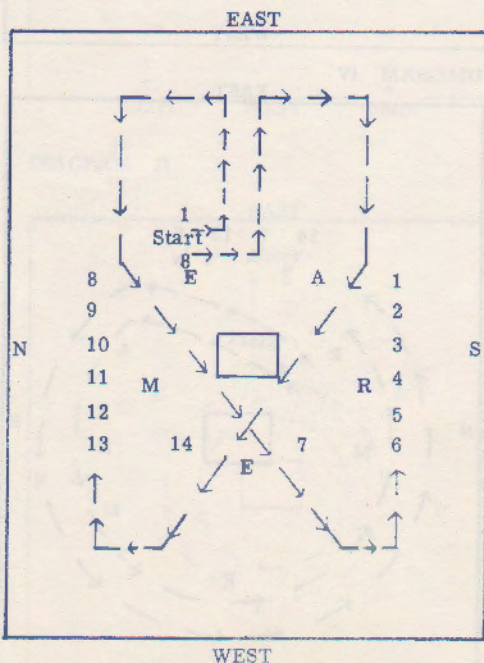


When officers have finished circling the Star Point stations, the Conductress and Associate Conductress lead off and go around the outside of the labyrinth. They pass Adah's station first, then go in front of line consisting of the Warder, Electa, Associate Matron, and Worthy Matron.

The Associate Matron, Worthy Matron, Electa, and Warder step into proper places as end of line passes them.

Go to East in couples. Divide and follow line of march as shown. March ends in hollow square with officers in proper position to assume stations as per ritual.

DIAGRAM V



OPTIONAL:

10-111

SONG:

Tune: "Oh Come, All Ye Faithful"
("Adeste Fideles")

Oh, Love shine upon us
Joyful - ever glorious!
Oh, may we have present
His power supreme.
Let our endeavors
Be worthwhile
And filled with Love.

Oh come, let us adore Him,
Oh come, let us adore Him,
Oh come, let us adore Him,
God is Love!

These words to the tune of "Oh Come, All Ye Faithful" may be sung by your soloist or choir when the officers start marching circles in the Diagram III.

You might like to use it elsewhere or not - just as you wish. It is included for your convenience should you desire a song during the opening.

FROM COURT TO STATIONS

When all officers are in proper position in the court, the Worthy Patron invites the Worthy Matron to the East.

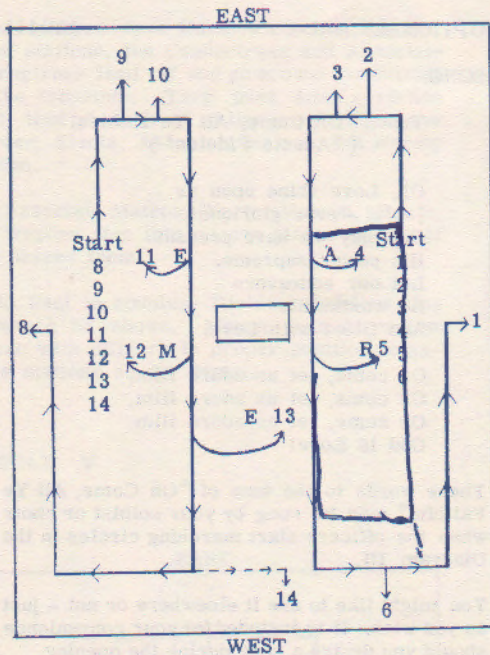
After the Worthy Matron has been escorted to her station, as per ritual, the Conductress and Associate Conductress lead the line of march to the East, turn north and south respectively, and march to a point in front of the Worthy Matron's and Worthy Patron's station.

The Secretary, Treasurer, Marshal, and Chaplain assume their stations as they are reached.

The officers turn and march west through the labyrinth. The Star Points assume their stations by walking behind and around their pedestals. The Conductress and Associate Conductress turn south and north in front of the A. M. and A. P.'s station and as they proceed to the marching line, the A. M. and Warder take their stations. (See Diagram VI.)

6

DIAGRAM VI



CLOSING MARCH

10-111

When the Worthy Matron gives the charge "the officers will retire", the Conductress and Associate Conductress march on a straight line to the altar and turn west to the marching line. The rest of the officers fall in behind the Conductress and Associate Conductress as they pass their stations on the way to the East.

The Marshal comes to in front of East dais and leads the Conductress and Associate Conductress to form the circle around the altar. (See Diagram II for positions.)

If you desire, the Worthy Patron may give the Mizpah benediction, "The Lord watch between me and thee, when we are absent one from another". (Genesis 31: 49.)

After the benediction, the Marshal turns and escorts the two lines of officers out to make a court. The Worthy Matron and Worthy Patron step towards the altar and wait until the Marshal returns to escort them through the court.

7

DIAGRAM I

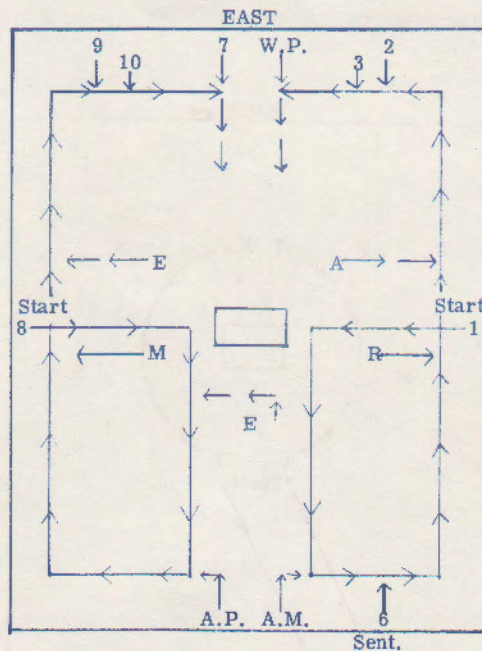


DIAGRAM II

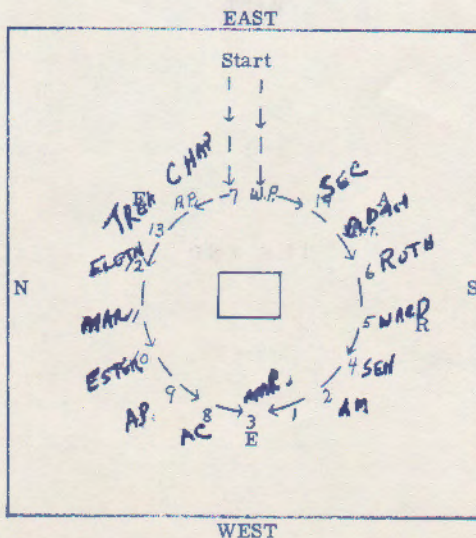
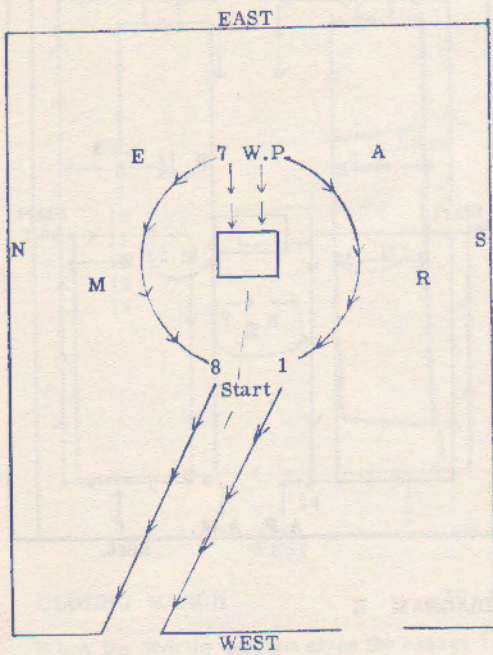


DIAGRAM III



THE END