

MARCH DIAGRAMS
INCLUDES
SQUARE AND COMPASS FORMATION

3235E

PRICE 85c

GILBERT PUBLISHING COMPANY
BOOKS • MUSIC • JEWELRY • CROWNS • GIFTS
NOVELTIES • SUPPLIES FOR LODGES
15626 Detroit Avenue
Cleveland, Ohio 44107



USING PREPARED MATERIAL

Some Presiding Officers may have difficulty expressing themselves in appropriate words. While there are many very worthwhile addresses and ceremonies available, the Presiding Officer must be willing to select them with great care and she must be willing to spend some time adapting the presentation to her own particular way of speaking. Taking the time to make a presentation a part of one's self by digesting it carefully is invaluable. The Presiding Officer should substitute other words for any that are difficult to use. If a sentence does not exactly express the matter in the way that the Presiding Officer thinks it should be, she should adjust it to suit her own particular needs.

—Reprinted from Gleanings Magazine.

MARCH DIAGRAMS

INCOMING MARCH

RETIRING MARCH

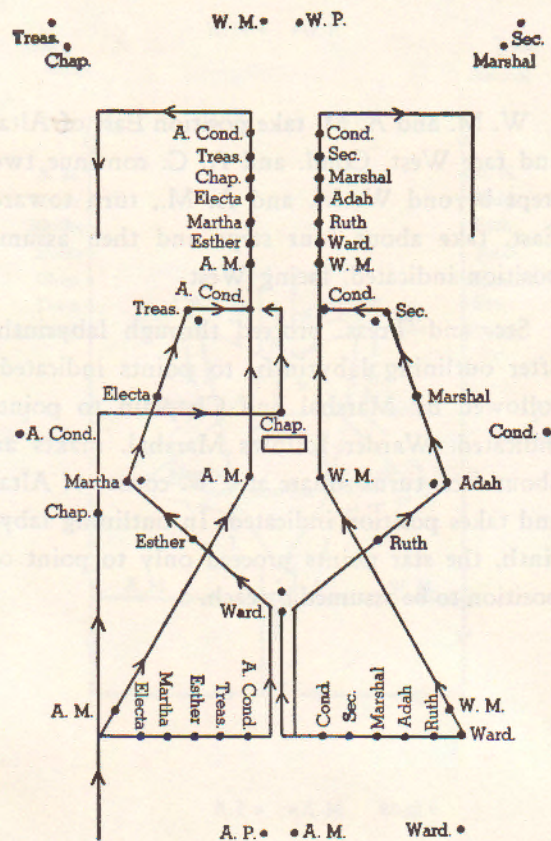
Forming Square and Compass
with Officers, Choir and Hostesses

ALTERNATE RETIRING MARCH

Forming Square and Compass
with Officers only

W. M. and A. M. proceed direct from marching line (in West) on an angle, to points West of Altar and remain standing at the Altar while other officers continue line of march. As other officers (led by Cond. and A. C.) reach point West of Altar, W. M. and A. M. lead line of march to outline labyrinth.

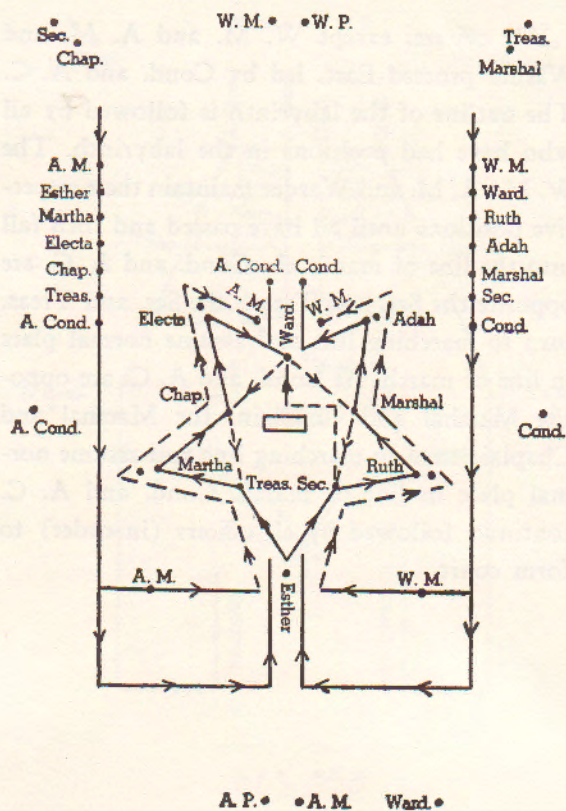
Incoming March — Position One



W. M. and A. M. take position East of Altar and face West. Cond. and A. C. continue two steps beyond W. M. and A. M., turn toward East, take about four steps and then assume position indicated, facing West.

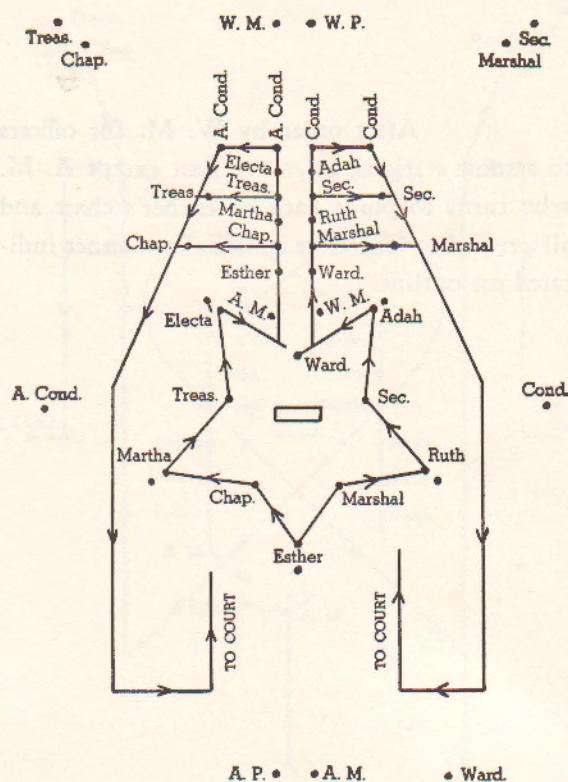
Sec. and Treas. proceed through labyrinth, after outlining labyrinth, to points indicated; followed by Marshal and Chaplain to points indicated. Warder follows Marshal, makes an about face, turns square at s. w. corner of Altar and takes position indicated. In outlining labyrinth, the star points proceed only to point of position to be assumed by each.

Incoming March — Position Two



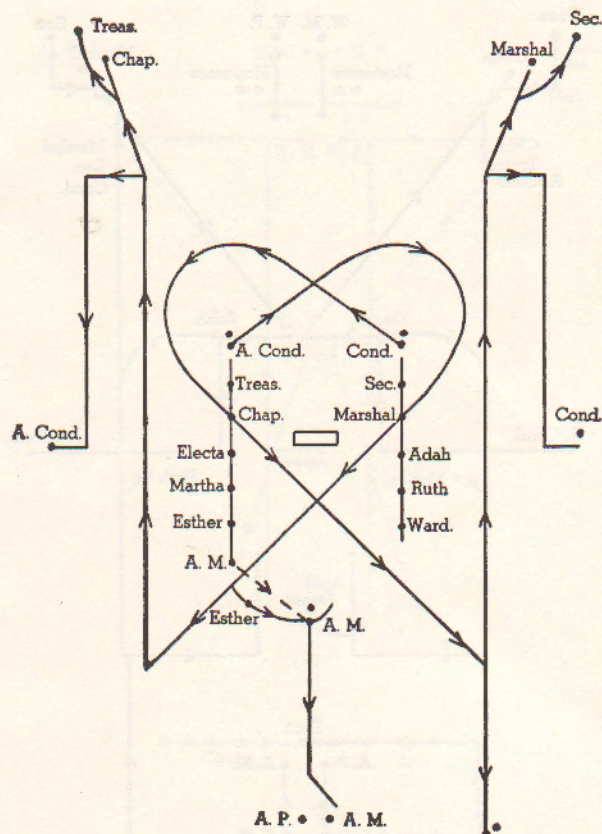
All officers, except W. M. and A. M. and Warder proceed East, led by Cond. and A. C. The outline of the labyrinth is followed by all who have had positions in the labyrinth. The W. M., A. M. and Warder maintain their respective positions until all have passed and then fall into the line of march. As Cond. and A. C. are opposite the Sec. and Treas., the Sec. and Treas. turn to marching line and assume normal place in line of march. As Cond. and A. C. are opposite Marshal and Chaplain, the Marshal and Chaplain turn to marching line and assume normal place in line of march. Cond. and A. C. continue, followed by all officers (in order) to form court.

Incoming March — Position Three



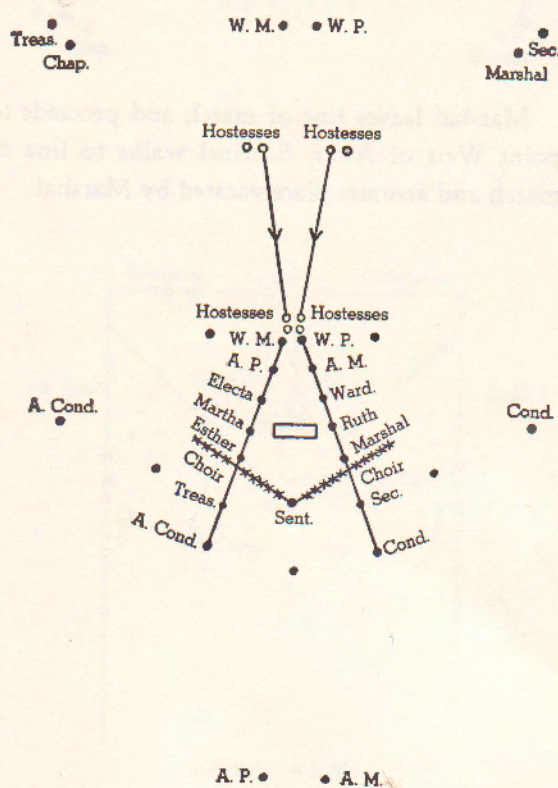
After order by W. M. for officers to assume stations, all move East except A. M. who turns to point back of Esther's chair and all proceed to respective stations in manner indicated on outline.

Incoming March — Position Four



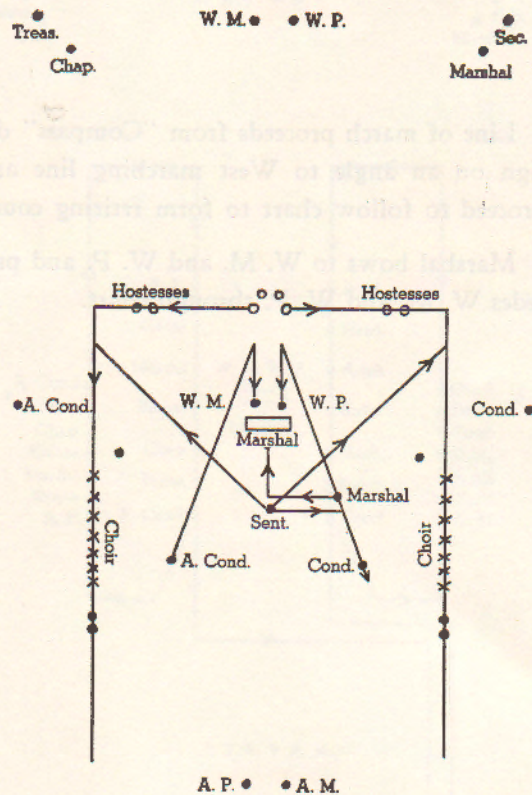
Chorus proceeds from whatever position they are in the room to a point indicated and enter the labyrinth, cross the line of officers to position of Sentinel with one-half of group proceeding beyond the Sentinel to form two straight lines, on an angle, with the Sentinel the point of angle of the "square." The hostesses form the curved top of the "compass." When design is complete, the Sentinel repeats the following: "In the light of God may we our work prepare; always meet upon the level and part upon the square."

Retiring March — Position Three



Marshal leaves line of march and proceeds to point West of Altar. Sentinel walks to line of march and assumes place vacated by Marshal.

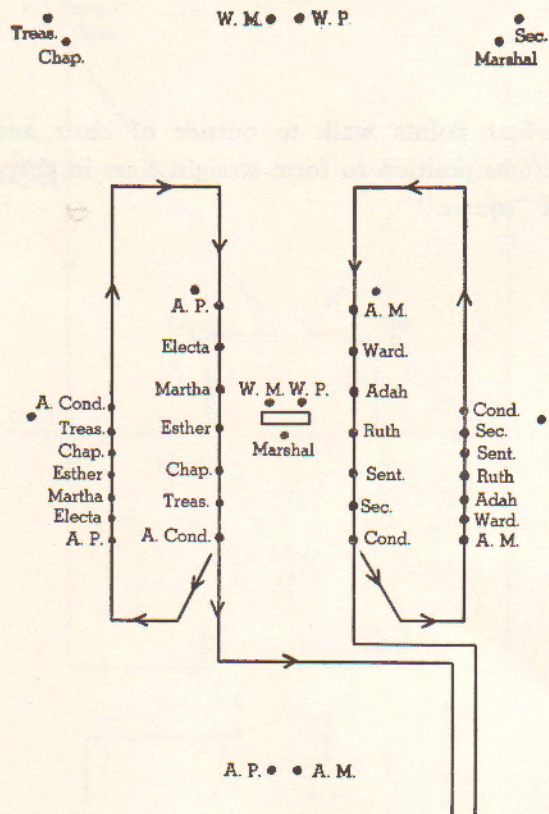
Retiring March — Position Four



Line of march proceeds from "Compass" design on an angle to West marching line and proceed to follow chart to form retiring court.

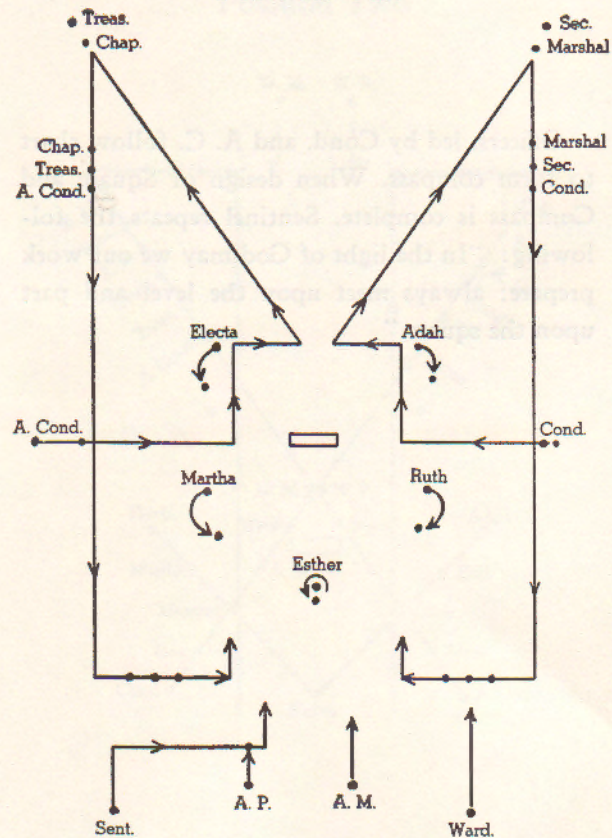
Marshal bows to W. M. and W. P. and precedes W. M. and W. P. through court.

Retiring March — Position Five



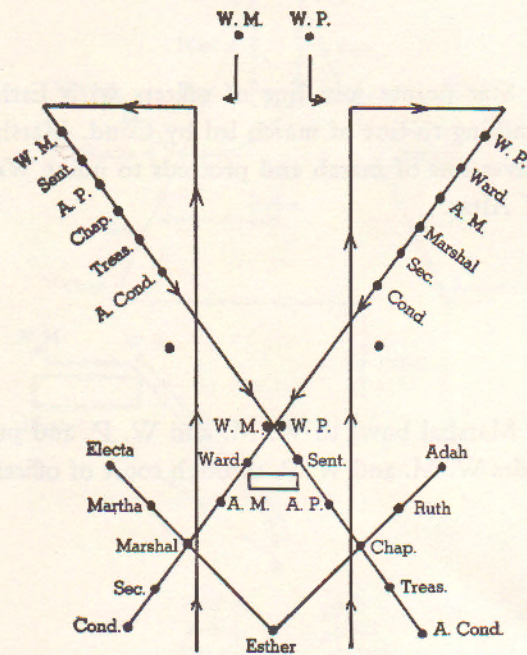
Star points walk to outside of chair and assume position to form straight lines in shape of "square."

Alternate Retiring March — Position One



Officers, led by Cond. and A. C. follow chart to form compass. When design of Square and Compass is complete, Sentinel repeats the following: "In the light of God may we our work prepare; always meet upon the level and part upon the square."

Alternate Retiring March — Position Two



Alternate Retiring March — Positions Three and Four

Star points join line of officers with Esther walking to line of march led by Cond. Marshal leaves line of march and proceeds to point West of Altar.

Marshal bows to W. M. and W. P. and precedes W. M. and W. P. through court of officers.

